





The aluminum extrusion led profile systems for LED strips make it possible to design lighting fixtures in any size and shape on desire. Recessed, corner, pendant and surface mount profiles can come with cold, warm, RGB and day light LEDs with regulated intensity of light. For more information on our company and other products, please visit our website WWW.IMPACTLIGHTINGINC.COM

IL-EX-1911



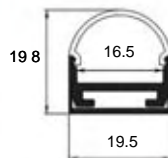
Elaborate design of this LED profile model enables mounting it to the surface with absolutely invisible bracket. It can be used as pendant or surface mount linear LED lighting fixture of medium brightness.

Mounting options:

- Pendant
- Surface mount

Profile size (mm):

19 x 11 x 2500



ROUND-1911



Semi-round diffuser for aluminum led profile IL-EX-1911.

Diffuser:
frosted /
semi transparent /
transparent
Assembled profile
size (mm):
19 X 11 X 2500



CAP-R



End cap for aluminum led profile IL-EX-1911 with a semiround diffuser.



TROS



Suspension system mounting profile to the ceiling.

Material:

Aluminum

Wire length (mm):

1000



LED THINGLOW



Solid color:

- 3528 60 LED
- 3528 120 LED
- 3528 240 LED

RGB color:

- 5050 RGB 30 LED
- 5050 RGB 60 LED
- 5050 RGB 120 LED









IL-EX-1911



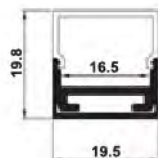
Elaborate design of this LED profile model enables mounting it to the surface with absolutely invisible bracket. It can be used as pendant or surface mount linear LED lighting fixture of medium brightness.

Mounting options:

- Pendant
- Surface mount

Profile size (mm):

19 x 11 x 2500



IP 20 CE

SQUARE-1911



Square diffuser for aluminum led profile IL-EX-1911.

Diffuser:
frosted /
semi transparent /
transparent
Assembled profile
size (mm):
19 X 11 X 2500

IP 20 CE

CAP-R



End cap for aluminum led profile IL-EX-1911 with a square diffuser.

IP 20 CE

TROS



Suspension system mounting profile to the ceiling.

Material:
Aluminum
Wire length (mm):
1000

IP 20 CE

LED THINGLOW



Solid color:

- 3528 60 LED
- 3528 120 LED
- 3528 240 LED

RGB color:

- 5050 RGB 30 LED
- 5050 RGB 60 LED
- 5050 RGB 120 LED

IP 20 CE LED














IL-EX-1911



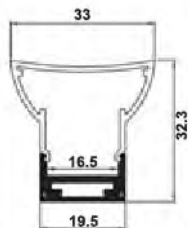
Elaborate design of this LED profile model enables mounting it to the surface with absolutely invisible bracket. It can be used as pendant or surface mount linear LED lighting fixture of medium brightness.

Mounting options:

- Pendant
- Surface mount


Profile size (mm):

19 x 11 x 2500



IP 20 CE

T



T-Shape diffuser for aluminum led profile IL-EX-1911.

Diffuser:
frosted /
semi transparent /
transparent
Assembled profile
size (mm):
19 X 11 X 2500

IP 20 CE

CAP-R



End cap for aluminum led profile IL-EX-1911 with a T-shape diffuser.

IP 20 CE

TROS



Suspension system mounting profile to the ceiling.

Material:
Aluminum
Wire length (mm):
1000

IP 20 CE

LED THINGLOW



Solid color:

- 3528 60 LED
- 3528 120 LED
- 3528 240 LED

RGB color:

- 5050 RGB 30 LED
- 5050 RGB 60 LED
- 5050 RGB 120 LED

IP 20 CE LED





IL-EX-1911

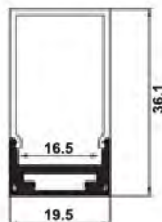


Elaborate design of this LED profile model enables mounting it to the surface with absolutely invisible bracket. It can be used as pendant or surface mount linear LED lighting fixture of medium brightness.

Mounting options:

- Pendant
- Surface mount

Profile size (mm):
19 x 11 x 2500



IP 20 CE

P



Rectangle diffuser for aluminum led profile IL-EX-1911.

Diffuser:
frosted /
semi transparent /
transparent
Assembled profile
size (mm):
19 X 35 X 2500

IP 20 CE

CAP-P



End cap for aluminum led profile IL-EX-1911 with a rectangle diffuser.

IP 20 CE

TROS



Suspension system mounting profile to the ceiling.

Material:
Aluminum
Wire length (mm):
1000

IP 20 CE

LED THINGLOW



Solid color:

- 3528 60 LED
- 3528 120 LED
- 3528 240 LED

RGB color:


- 5050 RGB 30 LED
- 5050 RGB 60 LED
- 5050 RGB 120 LED

IP 20 CE LED

0-1500K











IL-EX-1911

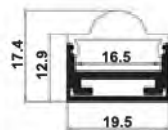


Aluminum LED profile with an optical lens.

Optical lens enables sending light beam at the 30° angle. It is used for directional line along with walls and curtains

Mounting options:
- Pendant
- Surface mount

Profile size (mm):
19 x 11 x 2500



IP 20 CE

30



30° optical linear lens for aluminum LED profile IL-EX-1911

Assembled profile size (mm):
19 X 35 X 2500

IP 20 CE

CAP-P



End cap for aluminum led profile IL-EX-1911 with a rectangle diffuser.

IP 20 CE

TROS



Suspension system mounting profile to the ceiling.

Material:
Aluminum
Wire length (mm):
1000

IP 20 CE

LED THINGLOW



Solid color:
- 3528 60 LED
- 3528 120 LED
- 3528 240 LED
RGB color:
- 5050 RGB 30 LED
- 5050 RGB 60 LED
- 5050 RGB 120 LED


IP 20 CE LED 0-100%











IL-EX-8028

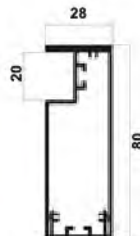


Surface mount aluminum led profile IL-EX-8020 dedicated to pictures and walls lighting. Stream-line design, designed for hotel, museum decorative lighting.

LED profile holder: perfectly hiding a driver.

Light fixture mounting is rather easy and doesn't require special experience: IL-EX-8028 is mounted to the wall. Inside the profile should be mounted additional aluminum led profile with a diffuser -IL-EX-1911.

Mounting options:
- Surface mount
Profile size (mm):
80 x 28 x 2500



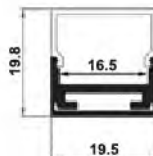
IP 20 CE

30




Original design of the lighting fixture complements a square plastic diffuser. LED's intensity and color are selected specifically.

Mounting options:
- Pendant
- Surface mount
Profile size (mm):
19 x 11 x 2500



IP 20 CE

SQUARE



Square diffuser for aluminum led profile IL-EX-1911

Diffuser:
frosted / semi transparent / transparent
Assembled profile size (mm):
19 x 11 x 2500

IP 20 CE

CAP-S



End cap for aluminum led profile IL-EX-1911 with a square diffuser.

IP 20 CE

LED THINGLOW



Solid color:

- 3528 60 LED
- 3528 120 LED
- 3528 240 LED

RGB color:

- 5050 RGB 30 LED
- 5050 RGB 60 LED
- 5050 RGB 120 LED

IP 20 CE LED P100%














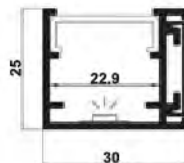
IL-EX-NS-3025



Used for walls lighting. Light direction is parallel to the surface, frosted lightdiffusing plastic provides even lighting.


Mounting options:
- Surface mount

Profile size (mm):
30 x 25 x 2500



IP 20 CE


PMMA



Frosted diffuser for
aluminum led profile
IL-EX-NS-3025
Assembled profile size (mm):
30 x 25 x 2500

IP 20 CE

CAP-L



End cap for aluminum led
profile IL-EX-NS-3025.

IP 20 CE

LED THINGLOW



COMPATIBLE LED STRIP:
Solid color:
- 3528 60 LED
- 3528 120 LED
- 5050 72 LED
RGB color:
- 5050 RGB 30 LED
- 5050 RGB 60 LED

IP 20 CE LED





















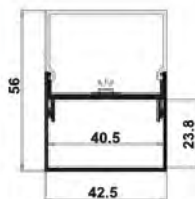
IL-EX-NS-4234



Profile construction enables mounting of the power source inside for the LED. Easy mounting due to the body of the profile that can be assembled and disassembled. Diffuser is square shaped.

Mounting options:
- Pendant
- Surface mount
Profile size (mm):

42 x 34 x 2500



IP 20 CE

SQUARE



Square diffuser for aluminum led profile IL-EX-NS-4234.

Diffuser:
frosted / transparent
Assembled profile size (mm):
42 x 34 x 2500

IP 20 CE

CAP-S



End cap for aluminum led profile IL-EX-NS-4234 with a square diffuser.

IP 20 CE

TROS



Suspension system mounting profile to the ceiling.

Material:
Aluminum

Wire length (mm):
1000

IP 20 CE

LED THINGLOW




COMPATIBLE LED STRIP:


Solid color:
- 3528 240 LED
- 5050 144 LED

RGB color:
- 5050 RGB 60 LED
- 5050 RGB 120 LED

IP 20 CE LED 0-100%



IL-EX-NS-4234



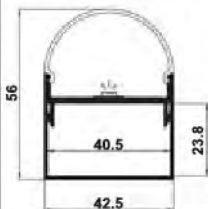
Profile construction enables mounting of the power source inside for the LED. Easy mounting due to the body of the profile that can be assembled and disassembled.

Diffuser is semiround.

Mounting options:

- Pendant
- Surface mount

Profile size (mm):
42 x 34 x 2500



IP 20 CE

ROUND



Semi-round diffuser for aluminum led profile IL-EX-NS-4234.

Diffuser:
frosted / transparent

Assembled profile size (mm):
42 x 34 x 2500

IP 20 CE

CAP-R



End cap for aluminum led profile L-EX-NS-4234 with a semiround diffuser.

IP 20 CE

TROS



Suspension system mounting profile to the ceiling.

Material:
Aluminum

Wire length (mm):
1000

IP 20 CE

LED THINGLOW




COMPATIBLE LED STRIP:

Solid color:
- 3528 240 LED
- 5050 144 LED


RGB color:
- 5050 RGB 60 LED
- 5050 RGB 120 LED

IP 20 CE LED





L-EX-NS-9080

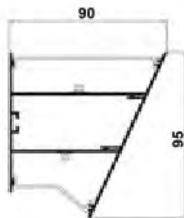


This profile is designed for wall mounting with light coming out in top and bottom directions. Bottom V-shaped diffuser perfectly centralizes the light.

The power source can be easily mounted inside the profile. By using different led light types you can design our profiles freely as illumination, background lighting, accent lighting, etc.


Mounting options:
- Wall-mounted

Profile size (mm):
90 x 80 x 2500



IP 20 CE

PMMA



Frosted diffuser for aluminum led profile IL-EX-NS-9080.

Assembled profile size (mm):
90 x 80 x 2500

IP 20 CE

CAP



End cap for aluminum led profile IL-EX-NS-9080.

IP 20 CE

LED THINGLOW



COMPATIBLE LED STRIP:



Solid color:

- 3528 240 LED
- 5050 144 LED


RGB color:

- 5050 RGB 60 LED
- 5050 RGB 120 LED


IP 20 CE LED 0-100%
















IL-EX-NS-7680



Profile construction is meant for production of the linear lighting fixture based on it. Intensity and temperature of the light are selected specifically.

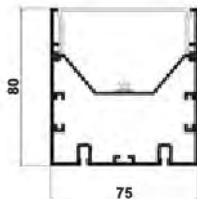
The power source can be easily mounted inside the profile.

Different led intensity depending on your application needs.

Mounting options:


- Pendant
- Surface mount

Profile size (mm):
76 x 80 x 2500



IP 20 CE

PMMA



Frosted diffuser for aluminum led profile IL-EX-NS-7680.

Assembled profile size (mm):
76 x 80 x 2500

IP 20 CE

CAP



End cap for aluminum led profile IL-EX-NS-7680.

IP 20 CE

TROS



Suspension system mounting profile to the ceiling.

Material:
Aluminum

Wire length (mm):
1000

IP 20 CE

ThinGlow



COMPATIBLE LED STRIP:



Solid color:

- 3528 240 LED
- 5050 144 LED


RGB color:

- 5050 RGB 60 LED
- 5050 RGB 120 LED

IP 20 CE LED



IL-EX-NS-4675



Profile construction is meant for production of the linear lighting fixture based on it. Intensity and temperature of the light are selected specifically.

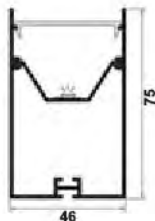
The power source can be easily mounted inside the profile.

Different led intensity depending on your application needs.

Mounting options:


- Pendant
- Surface mount

Profile size (mm):
46 x 75 x 2500



IP 20 CE

PMMA



Frosted diffuser for aluminum led profile IL-EX-NS-4675.

Assembled profile size (mm):
46 x 75 x 2500

IP 20 CE

CAP



End cap for aluminum led profile IL-EX-NS-4675.

IP 20 CE

TROS



Suspension system mounting profile to the ceiling.

Material:
Aluminum

Wire length (mm):
1000

IP 20 CE

ThinGlow





COMPATIBLE LED STR P:

Solid color:
- 3528 240 LED
- 5050 144 LED


RGB color:
- 5050 RGB 60 LED
- 5050 RGB 120 LED

IP 20 CE LED

0-100%



IL-EX-NS-3385



Surface mount aluminum led profile enable production of LED lighting fixtures for wall lighting based on it.

Light comes out in two different directions. The power source can be easily mounted inside the profile.

Mounting options:

- Pendant
- Surface mount

Profile size (mm):
33 x 85 x 2500



IP
20 CE

PMMA



Frosted diffuser for aluminum led profile IL-EX-NS-3385.

Assembled profile size (mm):
33 x 85 x 2500

IP
20 CE

CAP



End cap for aluminum led profile IL-EX-NS-3385.

IP
20 CE

TROS



Suspension system mounting profile to the ceiling.

Material:
Aluminum

Wire length (mm):
1000

IP
20 CE

ThinGlow



COMPATIBLE LED STRIP:

Solid color:

- 3528 120 LED
- 3528 240 LED
- 5050 144 LED

RGB color:


- 5050 RGB 60 LED
- 5050 RGB 120 LED

IP
20 CE LED

© 100%



ALUMINIUM LED PROFILE



IL-EX-NS-4865



Aluminum led profile is made of two parts that can be easily assembled and disassembled and that makes mounting easy and convenient.

The power source can be mounted inside the profile. High class PMMA diffuser creates an even LED strip light emission.

Mounting options:
- Pendant
- Surface mount

Profile size (mm):
48 x 65 x 2500



IP 20 CE

PMMA



Frosted diffuser for aluminum led profile IL-EX-NS-4865.

Assembled profile size (mm):
48 x 65 x 2500

IP 20 CE

CAP



End cap for aluminum led profile L-EX-NS-4865.

IP 20 CE

TROS



Suspension system mounting profile to the ceiling.

Material:
Aluminum

Wire length (mm):
1000

IP 20 CE

ThinGlow



COMPATIBLE LED STRIP:

Solid color:
- 3528 240 LED
- 5050 144 LED

RGB color:
- 5050 RGB 120 LED

IP 20 CE LED

0-100%





IL-EX-NS-2020

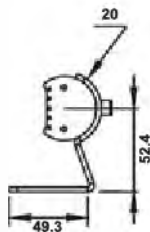


Aluminium led profile for walls lighting.

Matt diffuser creates a uniform glow of LED strip, and a large heatsink dissipates heat profile perfectly.

Mounting options:
- Wall-mounted

Profile size (mm):
20 x 2500



IP 20 CE

CAP



End cap for aluminum led profile IL-EX-NS-2020.

IP 20 CE

KREP



Mounting for aluminum led profile IL-EX-NS-2020.

Material:
Aluminum

IP 20 CE

ThinGlow



COMPATIBLE LED STRIP:

Solid color:
- 3528 240 LED
- 5050 144 LED

RGB color:
- 5050 RGB 120 LED

IP 20 CE LED P-100K











IL-EX-NS-42100



Perfectly and fashionably designed for ceiling and wall mounting.

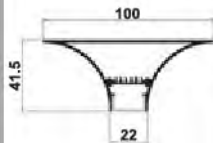
Inside boarding plate is designed for attaching led strips that offer a second heat sink allowing you adopting high intensity strips.

Suspension mounting is also available.

Mounting options:


- Pendant
- Surface mount

Profile size (mm):
42 x 100 x 2500



IP 20 CE

SQUARE



Frosted diffuser for aluminum led profile IL-EX-NS-42100.
Assembled profile size (mm):
42 x 100 x 2500

IP 20 CE

CAP



End cap for aluminum led profile IL-EX-NS-42100.

IP 20 CE

TROS



Suspension system mounting profile to the ceiling.

Material:
Aluminum

Wire length (mm):
1000

IP 20 CE

ThinGlow



COMPATIBLE LED STRIP:

Solid color:


- 3528 240 LED

RGB color:

- 5050 RGB 60 LED

- 5050 RGB 120 LED

IP 20 CE LED © 1998



L-EX-NS-70170



Perfectly and fashionably designed for ceiling and wall mounting.

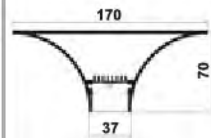
Inside boarding plate is designed for attaching led strips that offer a second heat sink allowing you adopting high intensity strips. Suspension mounting is also available.

Mounting options:

- Pendant
- Surface mount

Profile size (mm):

70 x 170 x 2500



IP 20 CE

PMMA



Frosted diffuser for aluminum led profile IL-EX-NS-70170.

Assembled profile size (mm):
70 x 170 x 2500

IP 20 CE

CAP



End cap for aluminum led profile L-EX-NS-70170.

IP 20 CE

TROS



Suspension system mounting profile to the ceiling.

Material:
Aluminum

Wire length (mm):
1000

IP 20 CE

ThinGlow



COMPATIBLE LED STRIP:

Solid color:


- 3528 240 LED
- 5050 144 LED

RGB color:

- 5050 RGB 120 LED

IP 20 CE LED













IL-EX-NUGL-1515

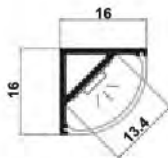


Profile is specially designed for corner contouring lighting.

Complete with a PMMA frosted diffuser.

Applications:
Kitchen linear lighting, furniture lighting, stairs lighting, ornamental lighting fixtures in interior design.

Profile size (mm):
16 x 16 x 2500



IP 20 CE

PMMA



Frosted semi-round diffuser for aluminum led profile L-EX-NUGL-1515.

Assembled profile size (mm):
16 x 16 x 2500

IP 20 CE

CAP-R



End cap for aluminum led profile L-EX-NUGL-1515 with semi-round diffuser.

IP 20 CE

ThinGlow



COMPATIBLE LED STRIP:

Solid color:


- 3528 60 LED
- 3528 120 LED

RGB color:

- 5050 RGB 30 LED
- 5050 RGB 60 LED

IP 20 CE LED







IL-EX-NUGL-3030

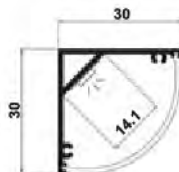


Profile is specially designed for corner contouring lighting.

Complete with a PMMA frosted diffuser.

Applications:
Kitchen linear lighting, furniture lighting, stairs lighting, ornamental lighting fixtures in interior design.

Profile size (mm):
30 x 30 x 2500



IP 20 CE

PMMA



Frosted semi-round diffuser for aluminum led profile L-EX-NUGL-3030.

Assembled profile size (mm):
30 x 30 x 2500

IP 20 CE

CAP-R



End cap for aluminum led profile IL-NUGL-3030 with semi-round diffuser.

IP 20 CE

ThinGlow



COMPATIBLE LED STRIP:


Solid color:

- 3528 60 LED
- 3528 120 LED

RGB color:

- 5050 RGB 30 LED
- 5050 RGB 60 LED

IP 20 CE LED 0-100%





IL-EX-NUGL-5050

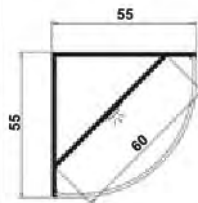


Profile is specially designed for corner contouring lighting.

Complete with a PMMA frosted diffuser.

Applications:
Kitchen linear lighting, furniture lighting, stairs lighting, ornamental lighting fixtures in interior design.

Profile size (mm):
55 x 55 x 2500



IP 20 CE

PMMA



Frosted semi-round diffuser for aluminum led profile L-EX-NUGL-5555.
Assembled profile size (mm):
55 x 55 x 2500

IP 20 CE

CAP-R



End cap for aluminum led profile IL-EX-NUGL-5555 with semi-round diffuser.

IP 20 CE


ThinGlow



COMPATIBLE LED STRIP:
Solid color:
- 3528 60 LED
- 3528 120 LED
RGB color:
- 5050 RGB 30 LED
- 5050 RGB 60 LED

IP 20 CE LED





IL-EX-NUGL-1515

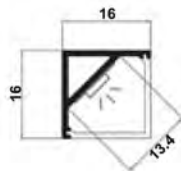


Profile is specially designed for corner contouring lighting.

Complete with a PMMA frosted diffuser.

Applications:
Kitchen linear lighting,
furniture
lighting, stairs lighting,
ornamental lighting fixtures
in interior design.

Profile size (mm):
16 x 16 x 2500

IP
20 CE

IL-EX-NUGL-1-PMMA-R515



Frosted square diffuser for
aluminum led profile
IL-EX-NUGL-1515.
Assembled profile size (mm):
16 x 16 x 2500

IP
20 CE

L-EX-NUGL-5050-CAP-S



End cap for aluminum led
profile L-EX-NUGL-1515 with
square diffuser.


IP
20 CE

ThinGlow




COMPATIBLE LED STRIP:
Solid color:
- 3528 60 LED
- 3528 120 LED
RGB color:
- 5050 RGB 30 LED
- 5050 RGB 60 LED

IP
20 CE LED



IL-EX-NUGL-3030

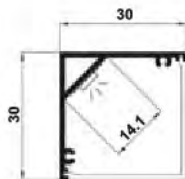


Profile is specially designed for corner contouring lighting.

Complete with a PMMA frosted diffuser.


Applications:
Kitchen linear lighting, furniture lighting, stairs lighting, ornamental lighting fixtures in interior design.

Profile size (mm):
30 x 30 x 2500



IP 20 CE

PMMA



Frosted square diffuser for aluminum led profile IL-EX-NUGL-3030.
Assembled profile size (mm):
30 x 30 x 2500

IP 20 CE

CAP-S



End cap for aluminum led profile L-EX-NUGL-3030 with square diffuser.

IP 20 CE

ThinGlow



COMPATIBLE LED STRIP:

Solid color:



- 3528 60 LED
- 3528 120 LED

RGB color:

- 5050 RGB 30 LED
- 5050 RGB 60 LED

IP 20 CE LED





IL-EX-NUGL-5555

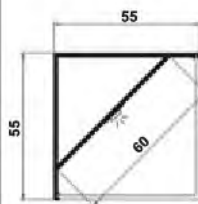


Profile is specially designed for corner contouring lighting.

Complete with a PMMA frosted diffuser.

Applications:
Kitchen linear lighting,
furniture
lighting, stairs lighting,
ornamental lighting fixtures
in interior design.

Profile size (mm):
55 x 55 x 2500



IP 20 CE

PMMA



Frosted square diffuser for
aluminum led profile
IL-EX-NUGL-5555.

Assembled profile size (mm):
55 x 55 x 2500

IP 20 CE

CAP-S



End cap for aluminum led
profile IL-EX-NUGL-5555 with
square diffuser.

IP 20 CE


ThinGlow





COMPATIBLE LED STRIP:
Solid color:
- 3528 60 LED
- 3528 120 LED
RGB color:
- 5050 RGB 30 LED
- 5050 RGB 60 LED

IP 20 CE LED

© 2016







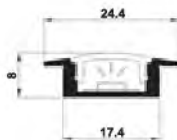


L-EX-VS-2407



Recessed type for aluminum led profile with height of 7mm only. Used for furniture lighting and interior accent lighting.

Profile size (mm):
24 x 7 x 2500



IP 20 CE

PC



Flat diffuser for aluminum led profile L-EX-VS-2407.

Diffuser:
frosted / transparent

Assembled profile size (mm):
24 x 7 x 2500

IP 20 CE

CAP



End cap for aluminum led profile IL-EX-VS-2407.

IP 20 CE

ThinGlow




COMPATIBLE LED STRIP:


Solid color:
- 3528 60 LED
- 3528 120 LED

RGB color:
- 5050 RGB 30 LED
- 5050 RGB 60 LED


IP 20 CE LED







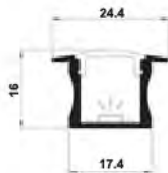
IL-EX-VS-2415



Recessed type for aluminum led profile with height of 15 mm only.


Used for furniture lighting and interior accent lighting.

Profile size (mm):
24 x 15 x 2500



IP 20 CE

PC



Flat diffuser for aluminum led profile L-EX-VS-2415.

Diffuser:
frosted / transparent

Assembled profile size (mm):
24 x 15 x 2500

IP 20 CE

CAP



End cap for aluminum led profile IL-EX-VS-2415.

IP 20 CE

ThinGlow




COMPATIBLE LED STRIP:



Solid color:
- 3528 60 LED
- 3528 120 LED

RGB color:
- 5050 RGB 30 LED
- 5050 RGB 60 LED


IP 20 CE LED 0-100%







IL-EX-VS-2570



Recessed wall / ceiling / floor mounting particularly. Enables a unique interior accent lighting effects, either ornamental or major.

Profile size (mm):
25 x 70 x 2500



IP 20 CE

PC



Flat diffuser for aluminum led profile L-EX-VS-2570. Diffuser:

frosted / transparent
Assembled profile size (mm):
25 x 70 x 2500

IP 20 CE

CAP



End cap for aluminum led profile L-EX-VS-2570.

IP 20 CE

ThinGlow




COMPATIBLE LED STRIP:

Solid color:
- 3528 60 LED
- 3528 120 LED


RGB color:
- 5050 RGB 30 LED
- 5050 RGB 60 LED

IP 20 CE LED





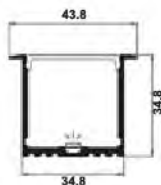
IL-EX-VS-4435



Recessed aluminum led profile with little mounting depth. It enables production of linear lighting fixtures at any length.

Intensity and color of the light are selected specifically. Designed for main lighting fixture in office, restaurants or shopping malls.

Profile size (mm):
44 x 35 x 2500



IP 20 CE

PMMA



Flat plastic diffuser for aluminum led profile IL-EX-VS-4435.

Diffuser:
frosted / transparent

Assembled profile size (mm):
44 x 35 x 2500

IP 20 CE

CAP



End cap for aluminum led profile IL-EX-VS-4435.

IP 20 CE

KREP



Mounting for aluminum led profile IL-EX-VS-4435. Fixing plate with screws.

Material:
Aluminum

IP 20 CE

ThinGlow








COMPATIBLE LED STRIP:

Solid color:
- 3528 240 LED
- 5050 144 LED


RGB color:
- 5050 RGB 60 LED
- 5050 RGB 120 LED

IP 20 CE LED





L-EX-VS-7510

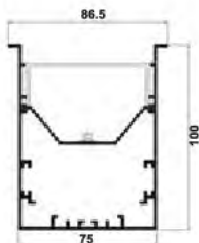


Profile construction is meant for production of the recessed lighting fixtures in any size on desire.

The power source can be easily mounted inside the profile.


It is used for office lighting, as well as commercial and living spaces illumination.

Profile size (mm):
75 x 100 x 2500



IP 20 CE

PMMA



Flat plastic diffuser for aluminum led profile L-EX-VS-7510.

Diffuser:
frosted / transparent

Assembled profile size (mm):
75 x 87 x 2500

IP 20 CE

CAP



End cap for aluminum led profile L-EX-VS-7510.

IP 20 CE

KREP



Mounting for aluminum led profile IL-EX-VS-7510.

Material:
Aluminum

IP 20 CE

ThinGlow









COMPATIBLE LED STRIP:

Solid color:
- 3528 240 LED
- 5050 144 LED

RGB color:
- 5050 RGB 60 LED
- 5050 RGB 120 LED

IP 20 CE LED





IL-EX-VS-4668

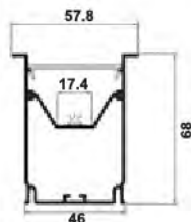


Profile construction is meant for production of the recessed lighting fixtures in any size on desire.

The power source can be easily mounted inside the profile.

It is used for office lighting, as well as commercial and living spaces illumination.

Profile size (mm):
46 x 68 x 2500



IP 20 CE

PMMA



Flat plastic diffuser for aluminum led profile IL-EX-VS-4668.

Diffuser:
frosted / transparent

Assembled profile size (mm):
46 x 68 x 2500

IP 20 CE

CAP



End cap for aluminum led profile IL-EX-VS-4668.

IP 20 CE

KREP



Mounting for aluminum led profile L-EX-VS-4668.

Material:
Aluminum

IP 20 CE

ThinGlow








COMPATIBLE LED STRIP:

Solid color:
- 3528 240 LED
- 5050 144 LED

RGB color:
- 5050 RGB 60 LED
- 5050 RGB 120 LED

IP 20 CE LED

© 2016












L-EX-PS-6960

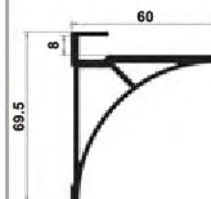


Profile is dedicated to glass shelves lighting (8mm) and enables creating an effect of the luminous shelf.

Aluminum led profile is mounted to the wall and serves as a shelf holder.

Miniature LED strip 8mm wide is mounted inside the profile.

Profile size (mm):
69,5 x 60 x 2500



IP
20 CE

CAP



End cap for aluminum led profile IL-EX-PS-6960.

IP
20 CE

ThinGlow



COMPATIBLE LED STRIP:

Solid color:
- 3020 30 LED (5 mm)
- 3020 120 LED (5 mm)

IP
20 CE LED





ALUMINIUM LED PROFILE



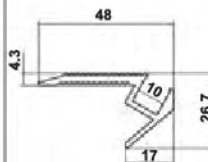
L-EX-STP-02



This aluminum led profile is dedicated to stairs lighting. Slim LED strips are used for the lighting.

Widely used in cinemas, theaters and opera houses.

Profile size (mm):
69,5 x 60 x 2500



IP 20 CE

LENS



Diffuser for aluminum led profile L-EX-STP-02.

IP 20 CE

ThinGlow




COMPATIBLE LED STRIP:

Solid color:
- 3020 30 LED (5 mm)
- 3020 120 LED (5 mm)


RGB color:
- 5050 RGB 30 LED
- 5050 RGB 60 LED

IP 20 CE LED





L-PRISM01



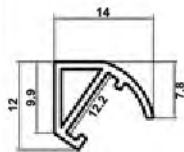
Aluminum led profile L-PRISM01 is designed for small showcases that don't request strong and bright light. Length ranges from 20 cm to 2.5 m.

Profile construction is meant for production of the linear lighting fixtures that are nearly invisible in the showcase.

Considerate design to protect visitors eyes from direct bright light.

Available in the following colors:
chrome, gold, matte chrome

Profile size (mm):
12 x 14 x 2500



IP 20 CE

C-END




End cap for aluminum led profile L-PRISM01. It shapes the lighting fixture and serves for mounting to the side surfaces of the showcase.

There is an intense 3M mounting tape for fast and easy installation.

Available in the following colors:
chrome, gold, matte chrome

IP 20 CE

C-90



90° degree angle corner connector for aluminum led profile IL-PRISM01. Used to connect profiles from one side to another side in 90° degree angle. Enables mounting the LED lighting fixture along the perimeter of the showcase. At the same time it can mount the lighting fixture to the side surfaces of the showcase. There is an intense 3M mounting tape for fast and easy installation.

Available in the following colors:
chrome, gold, matte chrome

IP 20 CE

AL5



Rectangle aluminum led profile is designed for hiding the cable.

Rectangle aluminum led profile designs cable pipe for concealed wiring. It is hollow so that wires can be passed through it.

It can be mounted at the showcase corners. The primary purpose is to hide the wires and give the construction a complete look. Also it can be used for showcase and glass shelves. Available in the following colors:
chrome, gold, matte chrome

Profile size (mm):
2500 x 5 x 5


IP 20 CE

ThinGlow




Solid color:
- 3020 120 MIX LED (5 mm)

IP 20 CE LED



L-PRISM02



IL-PRISM02 for showcase lighting when bright light at a reasonable price is required.

Aluminum led profile gold, polish or matte chrome can be chosen according to your showcase design.

Considerate design to protect visitors eyes from direct bright light.

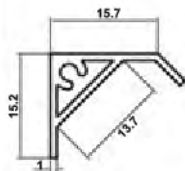
Angled construction provides even light effects of showcase surface with no shadows.

Profile is made with 45° light emitting angle that enables mounting of a light module on the platform.

Linear LED light fixtures, based on aluminum led profile «PRISM», are dedicated to create an even lighting of the showcase space without visible shadows.

Profile size (mm):

20 x 20 x 2000



IP 20 CE

C-END



End caps for the cast aluminum lighting fixture IL-PRISM02.

Available in the following colors:

chrome, gold, matte chrome

IP 20 CE

C-90



90° degree angle corner connector for aluminum led profile IL-PRISM02

Used to connect profiles from one side to another side in 90° degree angle. Enables mounting the LED lighting fixture along the perimeter of the showcase.

At the same time it can mount the lighting fixture to the side surfaces of the showcase.

Material: cast aluminum

Available in the following colors:

chrome, gold, matte chrome

IP 20 CE

AL01



Shaped aluminum led profile is designed for hiding the cable.

The hollow pipe allows the cable passing through.

It can be mounted at the showcase corners.

The primary purpose is to hide the wires and give the construction a complete and original look.

Also it can be used for showcase and glass shelves.

Available in the following colors:

chrome, gold, matte chrome

Profile size (mm):

2500 x 10 x 10

IP 20 CE





ThinGlow



COMPATIBLE LED STRIP:
Solid color:

- 3528 240 MIX LED


IP 20 CE LED







L-PRISM1916



High quality aluminum led profiles for jewelry lighting. Designed for high power led strips / bars.

Intensity of this light fixture is unique on the market and appears to be the brightest light fixture for showcase lighting.

Mixed LEDs provide the highest quality of light for premium jewelry.

The casting design of the profile provides excellent heat sink for the high power LEDs preventing them from heating. Considerate design to protect people eyes from bright light. Perfect angle for objects lighting.


Unique mixed white / warm white strips for premium jewelry.

Profile size (mm):
19 x 16 x 2500



IP 20 CE

C-END



End caps are specially designed for this solid aluminum led profile system. It gives the linear LED light fixture a complete and elegant look and serves for mounting to the side surfaces of the showcase.

There is an intense 3M mounting tape for fast and easy installation.

Available in the following colors:
chrome, gold, matte chrome

IP 20 CE

C-90



90 degree angle corner connector for solid aluminum led profile.

Used to connect profiles from one side to another side in 90 degree angle. Enables mounting the LED lighting fixture along the perimeter of the showcase or in its part.

At the same time it can mount the lighting fixture to the side surfaces of the showcase.


There is an intense 3M mounting tape for fast and easy installation.

Material: cast aluminum
Available in the following

colors:
chrome, gold, matte chrome

IP 20 CE

AL5



Rectangle aluminum led profile is designed for hiding the cable.

The hollow pipe allows the cable passing through.

It can be mounted at the showcase corners.

The primary purpose is to hide the wires and give the construction a complete look. Also it can be used for showcase and glass shelves lighting.

Available in the following colors:
chrome, gold, matte chrome

Profile size (mm):
2500 x 5 x 5

IP 20 CE

ThinGlow



Solid color:
- 3020 120 MIX LED (5 mm)

IP 20 CE LED

