


# GALAXY DESIGN SYSTEM

## GALAXY DESIGN SYSTEM PANELS™

Impact Lighting Inc. focuses in developing exciting interior environments through the application and installation of textured lit wall panels at both commercial and residential levels.

The concept of creating lit texture that can be applied to flat walls is one that has always fascinated us because flat walls are plainly boring. In this respect the current trend of enhancing interior environments in restaurants, clubs and hotels with a wide articulation of textures is testimony to the sea of change that is impacting interior design. Designers are now focused in creating surroundings that envelope the consumer in a wide array of illuminated textures to overwhelm the senses. Combine our Galaxy Design System panels with creative lighting and the results are spectacular. Our products range includes Computer Carved Wall & Ceiling Panels, Art Decorative Wall Panels, Textured Relief Wall Panels and Architectural Wall Moldings.



30

## ORDERING LOGIC

MODEL	PATTERN	SIZES	MATERIAL	THICKNESS	FINISH
<b>GDSP2D-</b>					
Galaxy Design	Standard No.	2' x 2'	MDF - Wood	3/4"	Non - Painted
System Panels	Custom	4' x 4'	Polycarbonate	1"	Painted - Please Specify Color
2D		4' x 8'	PVC	Custom	
			Concrete		
			EPS - 2lbs Foam		




Galaxy Design System standard wall panels are produced out of “MDF”/precision board/concrete/acrylic sheets measuring 4’x8’x15mm and computer designed so that carved & sculpted designs flow seamlessly from one panel to the next. We also offer in custom orders variable thicknesses of 9mm, 12mm, 15mm, 18mm, 21mm, 25mm, 30mm, 40mm, 45mm and 50mm with 15mm as the standard for stock items. Do note thickness impacts the depth and look of the tooling pattern so a minimum thickness is required for each design and not all patterns can be made in any thickness.

*For more custom sizes or custom pattern, please send in drawings or contact us by phone or e-mail.*



31

## STANDARD 2D PANEL PATTERNS





# GALAXY DESIGN SYSTEM

## STANDARD 3D PANELS (CONTINUED)



32







*For more custom sizes or custom pattern, please send in drawings or contact us by phone or e-mail.*



33





# GALAXY DESIGN SYSTEM

## STANDARD 3D PANELS (CONTINUED)




34







*For more custom sizes or custom pattern, please send in drawings or contact us by phone or e-mail.*



35



# GALAXY DESIGN SYSTEM

## LED LIT 3D PANELS

GALAXY SYSTEM DESIGN LED wall surfacing panel that works in multiples to create a continuous, sculptural lit wall. Panels interlock to ensure accurate panel-to-panel alignment and superior joint stability. Repeating panels accommodate areas of any size and can be easily trimmed on-site. Panel size (24" by 24") is designed for less waste in off-cuts, easier handling, less costly shipping and less crating waste. We are dedicated to the manufacturing of smart products and we strongly feel that if you're going to cover a large surface area with a decorative material, it really should be durable.

Our GALAXY SYSTEM DESIGN is a simplicity itself; the pieces assembled through a creative play on form, color and light, its fascination brought about by the astonishing surprise of the final effect it creates.



36

## ORDERING LOGIC

MODEL	PATTERN	SIZES	MATERIAL	FINISH	COLOR	CONTROLLER
<b>GDSP3DL-</b>						
Galaxy Design	Standard No.	2' x 2'	MDF - Wood	Non - Painted	RGB	DMX
System Panels	Custom	4' x 4'	Polycarbonate	Painted - Please Specify Color	WW - Warm White	Remote Control
3D Lit		4' x 8'	PVC		CW - Cool White	
			Concrete		One Color( R/G/B/Y)	
			EPS - 2lbs Foam			

\* Power Supply Sold Separately.

Impact Lighting Inc., 2101 West Central Blvd. Orlando, FL 32805 Phone: 1.800.507.5714 Fax: 1.800.507.5714 E mail: [info@impactlightinginc.com](mailto:info@impactlightinginc.com)






*For more custom sizes or custom pattern, please send in drawings or contact us by phone or e-mail.*



37






# GALAXY DESIGN SYSTEM

## CUSTOM LED LIT 3D ARTISTIC ACRYLIC PANELS

GALAXY SYSTEM DESIGN LED wall surfacing acrylic panel products offer a dramatic alternative to traditional flat wall panels. We offer a variety of color, texture, beauty, size and finish that allows the design professional total freedom of expression during the creative process. GALAXY SYSTEM DESIGN LED wall surfacing acrylic panels are exquisite expressions of artistic form providing a continuation of light to free flowing open spaces either interior or exterior.



*For more custom sizes or custom lit pattern panels or walls, please send in drawings or contact us by phone or e-mail.*

